

SWATHER HEAD HAULER™

Manufactured by **DUO LIFT®** Mfg. Co., Inc.



Model: SH26D
Shown with Optional Features:
Main Frame Tubes



Trailer Frame

<u>STANDARD MODEL</u>	<u>GVWR</u>	<u>MAIN FRAME</u>	<u>OPTIONAL HEADER BAR</u>
SH24LT	12,000 Lbs.	8" X 3" X 23' X 3/8"	6" X 4" X 25' X 3/16"
SH26LT	12,000 Lbs.	8" X 3" X 26' X 3/8"	6" X 4" X 25' X 3/16"
SH30LT	12,000 Lbs.	8" X 3" X 31' X 3/8"	6" X 4" X 32' X 3/16"
<u>D.O.T. MODEL</u>	<u>GVWR</u>	<u>MAIN FRAME</u>	<u>OPTIONAL HEADER BAR</u>
SH24D	12,000 Lbs.	8" X 3" X 23' X 3/8"	6" X 4" X 25' X 3/16"
SH26D	12,000 Lbs.	8" X 3" X 26' X 3/8"	6" X 4" X 25' X 3/16"
SH30D	12,000 Lbs.	8" X 3" X 31' X 3/8"	6" X 4" X 32' X 3/16"

Standard Features All Models

- Black Color
- Single Rear Torsion Axle
- Heavy Duty Frame
- Heavy Duty Gooseneck with Torque Tube
- Dolly Wheel Tongue and Front Axle Assembly
- Highway Speed 8 Bolt Wheel Hubs
- 16 x 6 - 8 Bolt on 6.5, White Spoke Wheels
- Tires: 235/80R16 LRE Radial Tires
- (2) 3/8" Safety Tow Chains
- (1) 3/8" Ball Safety Chain
- Welded On Clevis Hitch for 1" Hitch Pin
- Ag Lights
- Ag Conspicuity Tape
- (3) Front and (3) Rear Header Tie Down Locations
- (4) Ratchets and (4) 2" x 27' Straps with Wire Hooks
- (4) Strap Wrappers
- (4) Self Aligning Tie Down Brackets
- Adjustable Chocks
- Pin-On Top Wind Tongue Jack
- (2) Multi Position Cutter Bar Supports
- (2) Sickle Header Mounting Brackets
- 28" x 132" Frame Access for Header Lift Arms

Optional Features

Standard/D.O.T. Models

- Header Bar Package for Mounting Grain Swathing Draper Heads
- Front Torsion Axle (SH24LT)
- Electric Brakes (SH24LT)
- Lockable Sickle Storage in Header Bar Option Package
- Front and/or Rear Steel Fenders (SH24LT)
- 2 5/16" Ball Coupler - Bolt On (SH24LT)
- 3" Lunette Eye - Bolt On
- Header Bar Adjustment Pkg.
- E-Z Hook Up Tongue (SH24LT)
- Spare Tire & Carrier
- Bolt On 14" x 41" x 6" Storage Basket
- Sickle and Guard Cover
- Stainless Steel Tool Box
- U-Saddle Pin-On Flipper Inserts
- Colors: Blue, Green, Red or Yellow

D.O.T. Models Include:

Highway Light Package, All Wheel Electric Brakes, All Torsion Axles, Extended Coverage Front and Rear Fenders, Splash Guards, Conspicuity Tape, E-Z Hook Up Tongue and Jack, Bolt-On 2 5/16" Ball Coupler, 3/8" Safety Chains and Rear Bumper According to Federal Code CFR49.

DUO LIFT® Manufacturing Company, Inc.

2810 38th Street • Columbus, Nebraska 68601

Phone: 402-564-8023 • FAX: 402-564-5385

Toll Free: 1-800-243-2583

Email: sales@duolift.com • Website: www.duolift.com

Authorized Dealer:




**SH26D - D.O.T. Compliant Swather Head Hauler Trailer. Shown with Optional Features:
801195 - Header Bar Package and
801265 - Draper Head U-Saddle Support Arms**




**28" x 132" Frame Access for Header Lift Arms.
Adjustable Header Supports Accommodate most
Swather and Windrower Headers**




SH24LT - Loaded 16' Sickle Head



**Optional: 801265 - Draper Head U-Saddle Support Arms,
Pin-On and Adjustable Height**




SH30LT - Loaded with 30' Draper Head



**(4) Adjustable Header Support Chocks,
(2) Adjustable Header Supports, (4) Self Aligning Strap
Brackets and (4) 2" x 27" Straps and Strap Wrappers
Standard Equipment**



Loading 16' Rotary Disc Header on SH24LT



**Loading 16' Rotary Disc Header on SH24D
(Rear View)**



**Duo Lift Swather Head Hauler Trailers are Capable of
Hauling Most Swather and Windrower Headers
SH24LT Shown with 19.4" Rotary Disc Header**